

GENERAL DOORS  
*Corporation*



**Advantage Carriage House** series  
STEEL CARRIAGE PANEL

# Customize your Advantage Carriage House door.

Choose between raised or beaded panel design and swing or tri-fold style panel arrangement

**Beaded  
Panel  
Styles**


**Raised  
Panel  
Styles**

**Swing Style**  
7ft tall door  
(3 sections high)



**Swing Style**  
7ft tall door  
(3 sections high)

**Swing Style**  
8ft tall door  
(4 sections high)



**Swing Style**  
8ft tall door  
(4 sections high)

**Tri-Fold Style**  
7ft tall door  
(3 sections high)



**Tri-Fold Style**  
7ft tall door  
(3 sections high)

**Tri-Fold Style**  
8ft tall door  
(4 sections high)



**Tri-Fold Style**  
8ft tall door  
(4 sections high)

Swing	
Door Width	# of Panels
8'	6
9'	6
10'	6
12'	9
14', 15'	9
16'	12
18'	12

**Standard Widths**  
8', 9', 10', 16' and 18'

**Standard Heights**  
6'-6", 7', 7'-6", 8'

Tri-Fold	
Door Width	# of Panels
8'	6
9'	6
10'	6
12'	8
14', 15'	10
16'	12
18'	12

**Tri-Fold Style**  
**Raised Panel**

397 Colonial Short Panel Windows



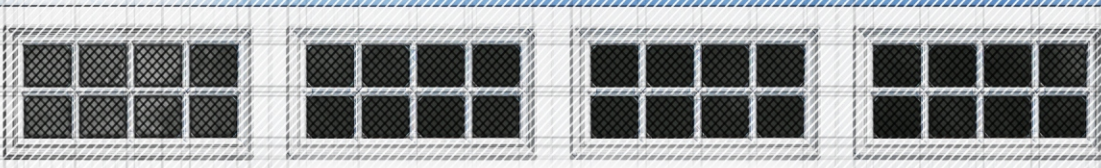
**Swing Style**  
**Beaded Panel**

287 Arched Colonial Long Panel Windows

*shown with*  
*Iron Colonial Hardware*



Window glass is 50% taller than a typical carriage door. This results in a more authentic carriage house look.



Advantage Carriage House window

**Compare & See the difference**



Typical window




## Window Options

Garage door windows have a great deal to do with the overall look of any garage door. General Doors' Advantage Carriage House doors up to 10' wide are available with either two windows (Long Panel) or three windows (Short Panel), plus several distinctive design trim styles that work with a variety of architecture. Wider doors have different layouts. Color matched frames and design trim inserts that snap-in and snap-out for easy glass cleaning are standard. Advantage CH windows are clear DSB glass.


### Swing Style




Clear Long Panel




388 Somerton Long Panel



397 Colonial Long Panel



591 Cascade Long Panel



287 Arched Colonial Long Panel



388 Somerton & 397 Colonial Combo Long Panel

### Tri-Fold Style



Clear Short Panel



397 Colonial Short Panel



591 Cascade Short Panel

Use our industry leading door design software to view our doors on your home

**ENVISION**

visit [general-doors.com](http://general-doors.com)

## Color Options

Our Advantage CH is available in three color choices. Although doors should not need repainting, if a custom color is required, our paint system provides an excellent base for any field applied paint.



White



Almond



Sandtone

## Here's why we can offer a "Lifetime Rust-Through Warranty"

A standard feature of the Advantage Carriage House is our tough, anti-corrosion protection - inside and out.

Baked-on Polyester Top Coat (1.0 mil. thick)

Primer Coat

Hot-dipped Zinc Coat (Galvanized)

Base Steel

1-3/8" thick Polystyrene Inner Core R-Value of 6.7

Heavy duty, white painted end caps

Finely detailed beaded panel provides more authentic detail

Unique, double tongue-in-groove joint with thermal break

20 Gauge reinforcement plate at hinge locations

Also available with a deep raised panel option

Resilient vinyl double contact bottom seal

## Track & Hardware

Heavy-duty track with a unique elliptical curve that reduces the force necessary to roll the door along the track, making opening and closing easier and smoother. Full leaf, heavy gauge hinges, and nylon rollers with steel bearings offer superior strength and years of trouble-free operation.



## Decorative Hardware

General Doors' decorative hardware is an ideal way to customize an Advantage Carriage House door. Inspired by antique carriage door hardware and available in wrought iron or flat black, this finishing touch can transform the look of any door and even the look of your home.



Lis Style handle set



stamped steel colonial **A**

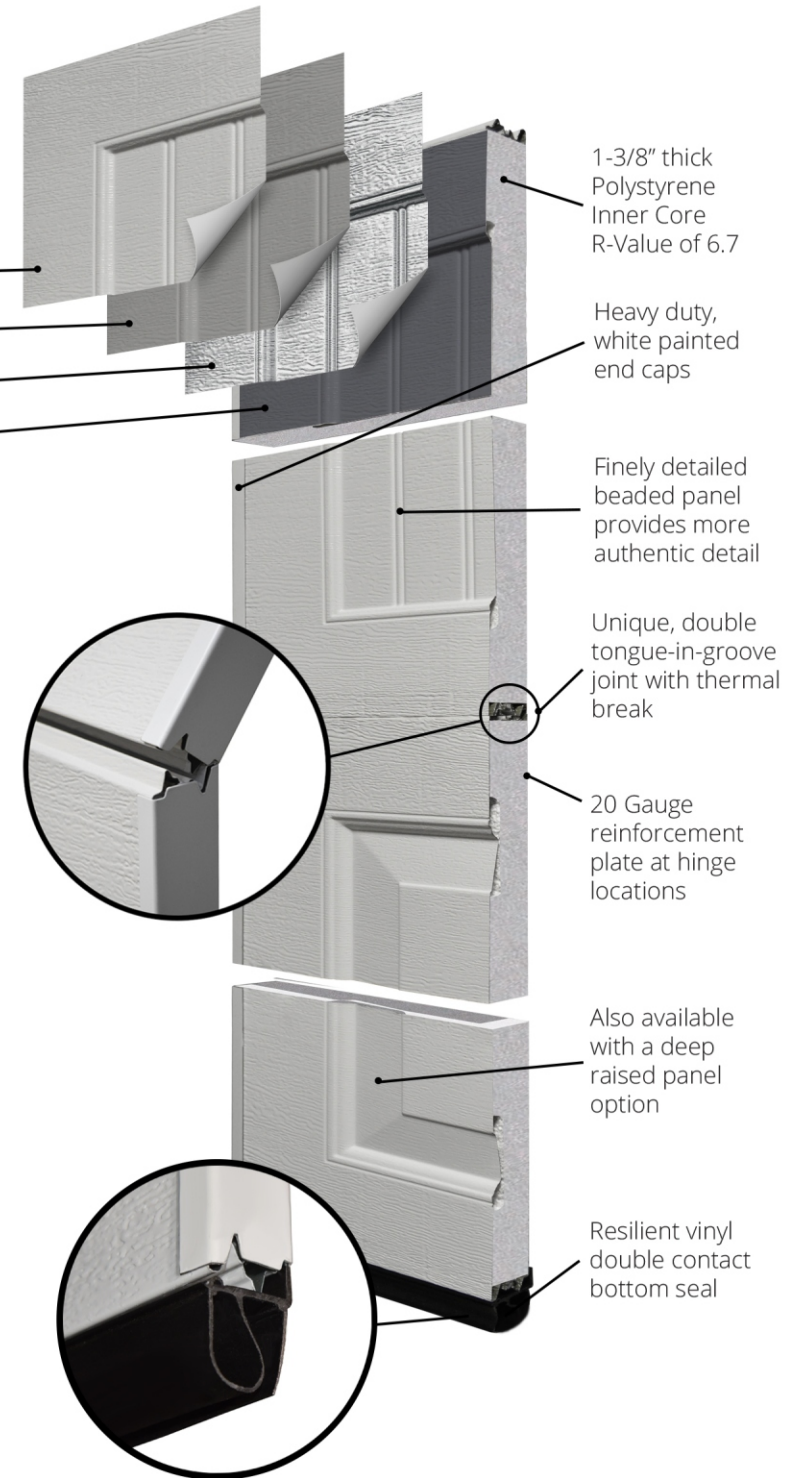
stamped steel carriage **B**

wrought iron colonial **C**

wrought iron carriage **D**

"Wrought Iron" style - 1/4" thick

"Stamped Steel" style - 1/8" thick

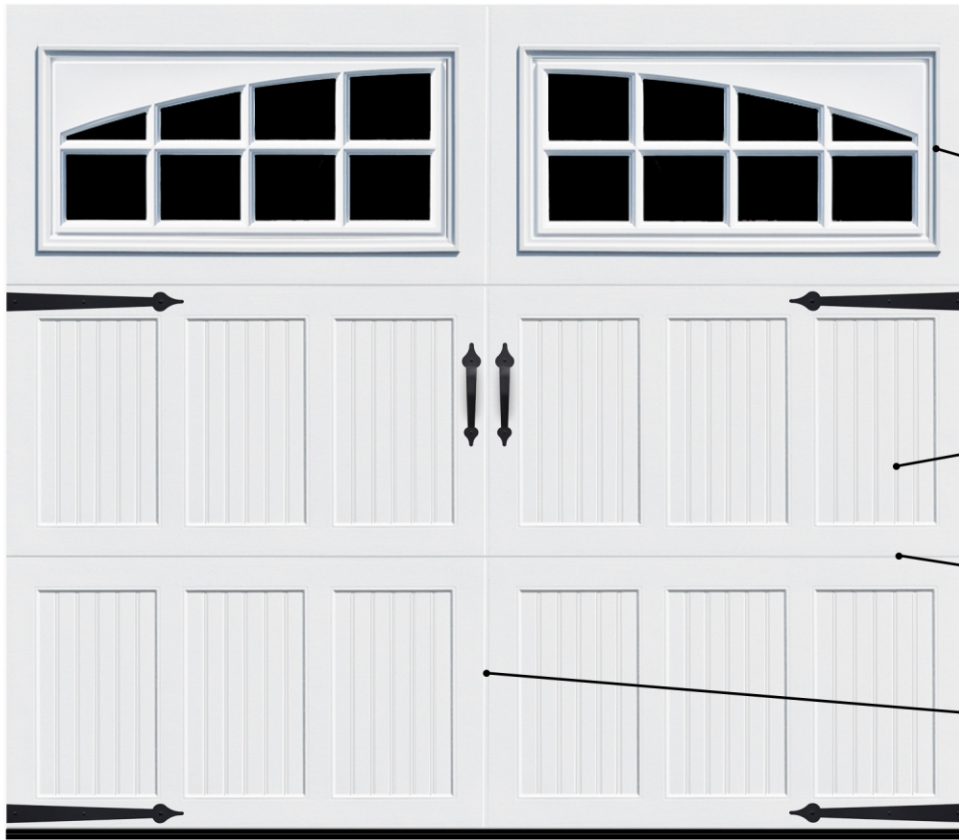


**Swing Style**  
**Beaded Panel**

397 Colonial Long Panel Windows

*shown with*  
*Stamped Carriage Hardware*





Sandwich-type construction with 26 gauge steel both sides

3-Section door means more glass area

Decorative hardware in wrought iron or stamped steel

Finely detailed beaded panel provides more authentic detail

Unique, double tongue-in-groove joint with thermal break

Exclusive center bead enhances overall appearance

Double contact bottom seal

**Details** are what separate a well designed door from an ordinary door.

**For homeowners or home builders who want the timeless look of carriage house doors, General Doors offers the Advantage Carriage House, a door that is distinguished not only by the improved appearance of larger windows and fine detailing, but also energy efficiency, quality features, and low maintenance.**



Lifetime limited warranty against rust-through and/or delamination of door face. See dealer for complete warranty information.

**Green Building Benefits**

Energy savings from insulation value, local manufacturing, recycled content, and product longevity.



Your Local Authorized General Doors Distributor:



© 2019, General Doors Corporation

Printed in U.S.A.



1 Monroe Street  
 PO Box 205 Bristol, PA 19007-0205  
 215.788.9277 Fax: 215.788.9450  
 general-doors.com  
 sales@general-doors.com